

Fig. 3 Lubricate periodically the gears of the motor truck with refined grease. Lubricate the axle bearings with vaseline oil or a similar refined oil.




Fig. 4 Replace the burnt bulb with a 12 V 0,06 A type.

From the Collection of
LenS

ELECTRICAL DATA

Max. absorption 0,45 A.

Max. voltage 12 V d.c.

CAUTION

If it is necessary to overhaul or to replace any parts contact your local AHM parts depot.

GUARANTEE

AHM locomotives are guaranteed against all factory defects in **material** or in **workmanship** for one year from the date of purchase. All locomotives have been thoroughly track-tested. AHM's guarantee will be void if the locomotive has been subject to misuse or accident, or if a repair or alteration has been made by other than an AHM parts depot or by the AHM factory.

AHM's guarantee does not apply to electric light bulbs used in headlights, or to finishes on the locomotives, except where defects can be proven to have occurred at the time of manufacture. If you live in an area where no local AHM parts depot exists, you may return any de-

fective unit directly to the factory. Be sure to mail the guarantee registration card directly to the factory immediately. AHM's guarantee is void if it is not on file at the factory.

SERVICE AND REPAIR NOT COVERED BY GUARANTEE

If you live in an area where no AHM parts depot exists, and you wish to have the unit or units repaired at the factory, be sure to carefully pack the unit, and include a money order or check for \$2.50 to cover minimum factory service and handling charges. The \$2.50 will cover all minor repairs, any necessary adjustments, the repacking and return postage to you.

Please address your correspondence to:

Associated Hobby Mfrs. Inc.
621 East Cayuga St.
Philadelphia, PA 19120
Attn: Service Department

ANOTHER AHM - RIVAROSSI IMPRESSIVE MODEL FOR YOUR PIKE



4-8-8-2
Cab forward AC 11
Articulated locomotive
Southern Pacific Lines

5111 B - Southern Pacific



King of the Mountain Tunnels



"Monkey Seat" with realistic tread pattern and handrails

Authentic cab profile

Like their prototypes, Rivarossi Cab-Forwards are mighty machines that'll get trains over your mainline grades with ease. Based on the most modern of SP's 4-8-8-2 fleet, they pack a 5-pole motor with flywheel (same as our popular Allegory) and the fact you need to move long consists. Plus, they offer all the detail you want: formed wire handrails and grab irons, crisp

lettering and fine-flanged, chemically blackened wheels that allow operation on Code 70, 83 and 100 track.

HO READY-TO-RUN

Rivarossi Southern Pacific
Cab-Forward 4-8-8-2
Locomotives, \$219.99 each
800-542-4094 (Stock, Southern
Pacific Lines lettering)
800-542-4047 (Stock, Southern
Pacific Lines lettering)

Separate,
applied
air piping

Realistic
muffin
brake


Working
headlight

To view the entire line,
visit walthers.com or see the
Walthers Reference Books.

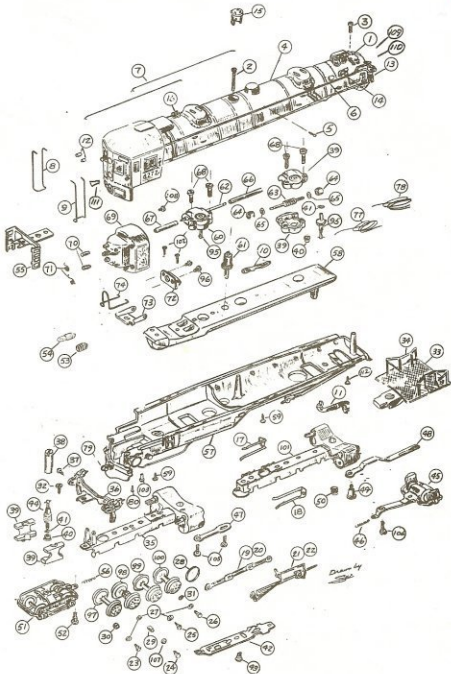
Exclusive Importer
WALTHERS

1001 W. Florissant Ave., Milwaukee, WI 53219
©2007 Wm. A. Walthers, Inc.

CAB FORWARD

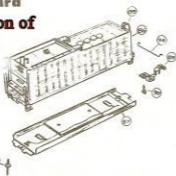


From the collection of
HOSECKER



Cab Forward

From the collection of HOSeeker



1.	STEAM BOX COVER	P=210-051-0025
2.	UPPER BODY BOILT	P=160-002-0025
3.	SHORT BODY BOILT	P=160-002-0025
4.	BOILER CASTING (S.P.)	P=210-001-0695
5.	HAND RAIL POST	P=120-035-0025
6.	HAND RAIL (MAIN)	P=210-002-0075
7.	HAND RAIL (SHALL RIGHTSIDE)	P=210-003-0060
8.	" " HANDRAIL FOR CAB (RH)	P=210-004-0025
9.	" " HANDRAIL FOR CAB (LH)	P=210-005-0025
10.	INSULATOR TUBE	P=210-006-0025
11.	STEAM PRESSURE HOSE	P=210-007-0025
12.	IDENTIFICATION LIGHTS	P=210-008-0025
13.	STEAM COMPRESSORS	P=210-009-0025
14.	STEAM LET OFF VALVE	P=210-010-0025
15.	WHISTLE	P=210-011-0025
16.	MOTOR GENERATOR	P=210-012-0025
17.	VALVE GEAR HANGER (RH)	P=210-045-0025
19.	CONNECTING ROD (RH)	P=210-054-0060
20.	CONNECTING ROD (LH)	P=210-055-0040
21.	VALVE GEAR (RH)	P=137-021-0060
22.	VALVE GEAR (LH)	P=137-022-0060
23.	CRANK PIN FRONT DRIVER	P=121-014-0025
24.	CRANK PIN SECOND DRIVER	P=126-020-0025
25.	CRANK PIN GEARED DRIVER	P=122-017-0025
26.	CRANK PIN REAR	P=126-046-0025
27.	CRANK PIN WASHER	P=120-010-0025
28.	TIRE	P=126-045-0025
29.	LONG SPACER	P=120-018-0025
30.	SHORT SPACER	P=120-019-0025
31.	REAR VALVE GEAR FRAME (CREW)	P=126-021-0025
32.	REAR PLATFORM	P=121-003-0025
33.	REAR PLATFORM	P=210-013-0100
34.	PLATFORM RAILING	P=210-014-0025
35.	METAL TRUCK FRAME W/STEACHEST	P=210-015-0200
36.	MAIN VALVE GEAR W/CROSSBAR	P=210-016-0250
37.	MAIN VALVE GEAR HANGER SCREW	P=160-019-0025
38.	UNIVERSAL JOINT FRONT & REAR	P=160-027-0025
39.	PLASTIC GEAR BOX	P=160-038-0025
40.	BRASS BEARING FOR GEAR	P=160-015-0035
41.	WASHER FOR VERTICAL GEAR	P=160-016-0025
42.	COVER PLATE	P=160-043-0070
43.	COVER PLATE SCREWS	P=160-044-0025
44.	UNIVERSAL W/GEAR	P=160-039-0050
45.	TRAILING TRUCK	P=210-017-0025
46.	SPRING FOR TRAILING TRUCK	P=160-041-0025
47.	TRUCK CONNECTOR	P=160-045-0025
48.	CRAB BAR	P=210-048-0025
49.	CRAB BAR SCREW	P=210-049-0025
50.	CRAB BAR SPRING	P=210-018-0025
51.	PILOT TRUCK W/WHEELS	P=210-050-0185
52.	PILOT TRUCK SCREW	P=210-028-0025
53.	BULB SOCKET	P=120-028-0025
54.	BULB	P=120-029-0080
55.	METAL LIGHT BRACKET W/LADDERS	P=210-019-0100
56.	SPRING FOR PILOT TRUCK	P=160-041-0025
57.	UNDERFRAME	P=210-020-0350
58.	METAL WEIGHT	P=210-021-0275
59.	SCREW FOR WEIGHT	P=137-015-0025
60.	GEARBOX W/GEAR	P=210-022-0150
61.	CYLINDER CONTACT	P=210-023-0100
62.	METAL SHAFT W/GEAR FOR FRONT	P=160-017-0075
63.	METAL SHAFT W/GEAR FOR REAR	P=160-010-0075
64.	BRASS BEARING	P=160-012-0025
65.	METAL SPACER FOR HORIZONTAL GEAR	P=160-013-0025
66.	LONG PLASTIC JOINER	P=210-024-0025
67.	SHORT PLASTIC JOINER	P=210-029-0025
68.	SCREW FOR GEAR BOX	P=160-009-0025
69.	MOTOR	P=230-046-0495
70.	MOTOR BRUSHES (PAIR)	P=120-032-0030
71.	MOTOR BRUSHES SPRINGS	P=120-033-0025
72.	METAL MOTOR MOUNTING BACK	P=210-025-0050
73.	METAL MOTOR MOUNTING SCREEN	P=210-026-0025
74.	CONTACT BASS	P=210-027-0030
77.	WIRE FOR LIGHT TO CENTER OF LOCOMOTIVE	P=210-030-0025
78.	WIRE FOR MOTOR TO CENTER OF LOCOMOTIVE	P=210-031-0025
79.	FRONT COUPLER	P=210-032-0025
80.	FRONT COUPLER PIN	P=210-033-0025
81.	TENDER TRUCK SIDE FRAME	P=210-034-0035
82.	PICK UP	P=160-055-0045
83.	TRUCK TENSION SPRING	P=126-064-0025
84.	WASHER FOR TENDER TRUCK	P=160-053-0025
85.	TRUCK SCREW	P=160-056-0025
86.	TENDER BODY (S.P.)	P=210-035-0595
87.	TENDER UNDER BODY FRAME	P=210-036-0028
88.	TENDER LADDER	P=210-037-0025
89.	REAR COUPLER	P=126-077-0025
90.	REAR COUPLER SCREW	P=137-037-0025
91.	ULTRA FLEX WIRE	P=120-043-0025
92.	TENDERWHEELS	P=137-036-0050
93.	DRAMBAR STUD	P=210-038-0025
94.	COUPLER BAR	P=210-039-0025
95.	UNIVERSAL W/GEAR (REAR)	P=210-040-0050
96.	MOTOR MOUNTING SCREWS	P=210-041-0025
97.	FRONT WHEEL AND AXEL	P=210-042-0050
98.	GEARED DRIVER	P=210-043-0075
99.	3rd WHEEL & AXEL	P=210-044-0050
100.	REAR AXEL & WHEEL	P=210-042-0050
101.	METAL TRUCK FRAME W/STEACHEST	P=210-047-0100
102.	SCREW FOR METAL RACK	P=160-019-0025
103.	LOWR BODY SCREWS	P=137-015-0025
105.	TRUCK CONNECTOR SCREWS	P=210-052-0025
106.	TRAILING TRUCK SCREW	P=210-053-0025
107.	VALVE GEAR HANGER NUT	P=121-025-0025
108.	MOTOR SCREW	P=161-020-0025
109.	STEAM BOB CONE	P=210-053-0025
110.	WATERPUMP	P=210-054-0025
111.	AIR HORN	P=210-052-0025